



NETWORKX MOBILE

SOCIAL NETWORKING APPLICATION FOR IPHONE

OVERVIEW

Networkx Mobile is mobile community where you can meet people, chat, share photos and videos. It connects you to all the major Instant Messaging networks (MSN Messenger, Yahoo!, AIM, Google Talk, and Skype). With **Networkx Mobile** you can be online with multiple accounts at the same time.

The Networkx Mobile is a plug in for Networkx platform, though it can work as stand along mobile application where users may create their accounts and modify their profiles.

MAIN FEATURES:

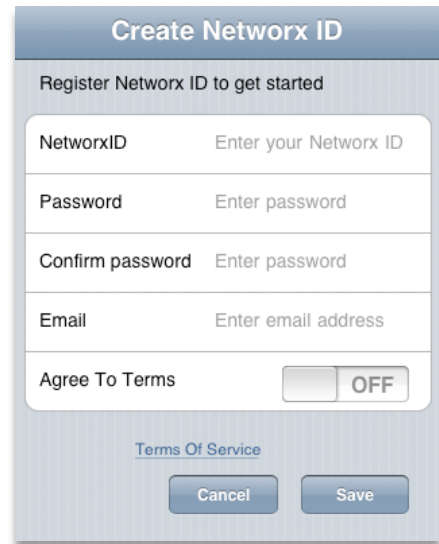
- One contact list for MSN, Yahoo, AIM, Gtalk, Skype.
- Integrated with iPhone contacts database, so all users' contacts are in one place;
- Contact list management (block, add, remove contacts);
- Chatting with people from contact list;
- Calling to people from contact list;
- Sending text messages;
- Sending videos and photos to people from contact list;
- Publishing video on Networkx website;
- Notifications for incoming messages/ medias (even when users exit the application);
- Stay online when exit the application;
- Reconnect automatically when connection is lost. Networkx Mobile will **automatically reconnect** if Edge, 3G or WiFi connection is lost. Once it's reconnected, a user will get the **offline messages** that were sent to him when he was not online.

APPLICATION WORKFLOW

1. CREATE YOUR ACCOUNT

Register your NetworX ID, a special account that will give you access to NetworX Mobile features (enter your username, email address and password).

Agree to our Terms of Service to be able to continue with NetworX Mobile.



2. ADD NETWORK ACCOUNTS

Select which IM networks you want to use out of Windows Live/MSN, Yahoo!, Gtalk, AIM and Skype and enter valid details for the ones you choose.

Once account is added, the system loads all contacts from that account into Networx contact list.

The account would be displayed under 'IM Accounts'



3. COMBINE YOUR IM WITH NETWORX!

The login information of your IM accounts will be stored with your NetworX ID. When you sign in with your NetworX ID, all IM accounts associated with this NetworX ID will login automatically. So, you do not have to type your username and password for each network anymore.

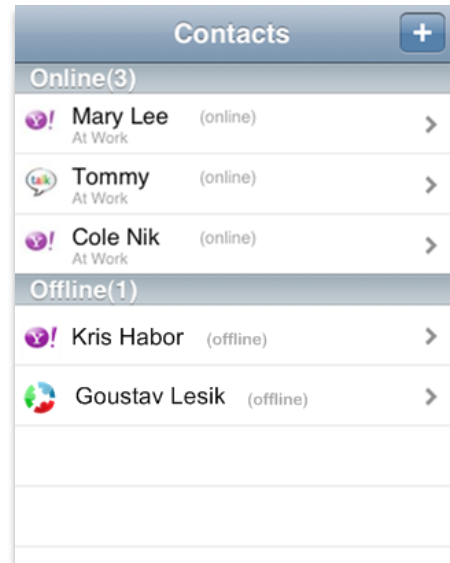
You can choose which IM account you want to sign in automatically or sign in with all accounts at once.



4. MANAGE YOUR CONTACTS

Contacts tab shows you all contacts from your active networks, including NetworX and iPhone address book.

Add new contacts, view your friends' profiles and track their availability, or remove a single contact from your contact list.



5. VIEW A PERSON'S CONTACT CARD

A contact card provides details about the contact's availability and activity. Depending on the access level that a contact has granted you, you can see a contact's personal information, as well as any note the contact has written.

If you decide to block the contact, he won't be able to send you anymore messages or view your profile.

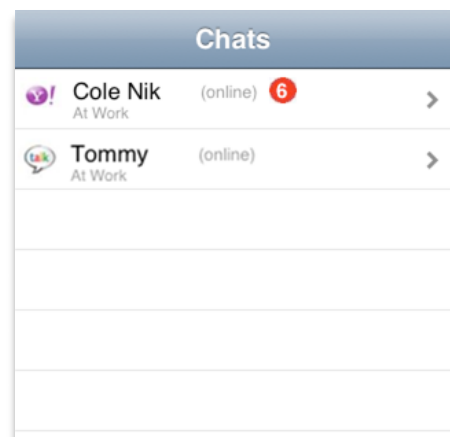
From this screen, you may initiate a voice call or chat with your friend.



6. CHAT WITH YOUR FRIENDS

With NetworX you can chat on MSN (Windows Live Messenger), Yahoo!, AIM, Google Talk, and Skype.

Chats tab gives you a quick overview of open chats. If you have multiple chat windows open, you can swipe your screen horizontally to switch between chats.



7. UPLOAD AND SHARE PHOTOS AND VIDEOS WITH YOUR FRIEND

Media tab shows all media being sent by your friends from Networx.

If someone has shared his photo/video with you, you'll get a notification on your NetworX account.



8. SHARE PHOTOS AND VIDEOS WITH YOUR FRIENDS

You may share existing media from your iPhone, or shoot a new one.

If you choose to shoot new media, it loads iPhone media recorder. Once you've shot video or picture, you may edit it and then 'Use': enter a caption and 'Share with your friends'.

Or - you may want to use existing media - from your iPhone camera roll choose what you want to share - video or photo, enter a caption and 'Share with your friends'.

You may share videos or photos from your iPhone with your friends or publish them on Networx website.



9. MY PROFILE

Edit your profile, add more information about yourself and..

connect with your friends any time, everywhere!

